

FOR IMMEDIATE RELEASE

November 18, 2002

FIRST VOTER-VERIFIABLE TOUCH-SCREEN VOTING SYSTEM DEBUTED IN SACRAMENTO COUNTY, CALIFORNIA

Just signed into law, the "Help American Vote Act of 2002" makes the paper audit trail a requirement for every voting system. "The voting system shall provide the voter with an opportunity to change the ballot or correct any error before the permanent paper record is produced" (Title III, Sec. 301).

VOTE-TRAKKER™ is the only DRE voting system in use that actually complies with this new requirement. Sacramento County, California used the VOTE-TRAKKER™ for countywide early voting for the 2002 General Election. The response from over 1600 voters that used the system rated it an overwhelming success. Not only did voters have a chance to correct their choices anytime during the voting process; they also verified the recorded choices on a printed paper record. After casting the vote, this paper record is retrieved by the voting machine once the voter leaves. This real-time printed paper record confirms the voter's choices as well as provides the needed transparency in an otherwise "black box" electronic process.

VOTE-TRAKKER™ not only helps to enhance the confidence of voters and candidates in electronic voting, it is also the first voting system that produces 0% residual votes.

"Residual votes" are defined by Caltech/MIT and other research groups to be votes cast by voters that did not make a selection for a given contest. These votes can not be resolved as to the intent of the voter. There is no way to tell if the voter wished to skip the contest intentionally or if it was unintentional due to their overlooking the contest.

For paper ballots, it is relatively easy for voters not to cast their votes during the process of "transposing" their marked sample ballot onto punch cards or marksense paper ballots.

Elimination of residual votes is critical in determining the winner in a close race. More than two weeks after the November 5, 2002 General Election, there are still many federal, state, and local contests that are too close to call until the final canvass is done.

In the State of Alabama, for the Governor contest, the difference is 3,117 votes out of 1.3 million votes cast or 0.24%. For the 7th Congressional District race in the State of Colorado, the difference is 122 votes out of 162,938 votes cast or 0.075%. In the state of California, 20,256 votes out of 7,065,734 votes cast (cumulative November 10, 2002 data) or 0.287% difference for the State Controller contest.

To put in perspective, the lowest “residual” votes among all of the counties in California for the State Controller position is more than 2.48%. The average is more than 5% statewide.

For DRE touch-screen systems, it is also relatively easy for voters to overlook the contest if they are presented more than one contest per screen. When they press on the “NEXT” button, some of the contests can be missed. There was an example where there were more than 12% under-votes when a U.S. Senate contest was placed next to another contest on the same screen. This 12.3% residual vote is much higher than the 5% residual votes experienced from the punch-card system used for the same election. There is no means of knowing whether the voter skipped the contest intentionally or unintentionally.

In the General Election 2002 in Sacramento County, VOTE-TRAKKER™ was used for the early voting. VOTE-TRAKKER™ was designed with only one contest per screen. The voters express their wish to not to vote in a contest by pressing on the “Skip Contest (No Vote)” button on the touch screen. The results demonstrated that only 2.5% of the voters actively expressed their wish not to vote for a given contest. This indicates that more than 175,000 voters statewide would have cast votes if they did not overlook the contest of State Comptroller. A slight shift of these votes could have changed the result of the race.

In comparison to other DRE touch-screen systems used for this November 5, 2002 general election, for the same position of state controller, there were 6.1% out of 315,841 may be in Alameda County¹ and 3.5% out of 305,314 votes in Riverside County¹. In comparison to less than 2.5% for the VOTE-TRAKKER™ that positively indicated their wish not to vote, there are could be a lot more voters having their chance to express their choice if they were not “confused”.

For more detailed on this and other voting system issues that can be resolved with a properly designed voter interfaces, please visit www.vote-trakker.com

Contact: James Minadeo, Cynthia Chu
AVANTE International Technology, Inc.
70 Washington Road, Princeton Junction, NJ 08550
Tel: 1-888-735-5040

Footnote 1: These cumulative general election data include approximately 10% voters that may make paper based absentee voting under-votes that tends to be in the range of 5-6%. That is it will not affect that of the Alameda County data but may slightly “inflated” the Riverside County data by 0.25%.



Visually impaired voters were excited to be able to vote independently and privately (including "write-in") with keyboard



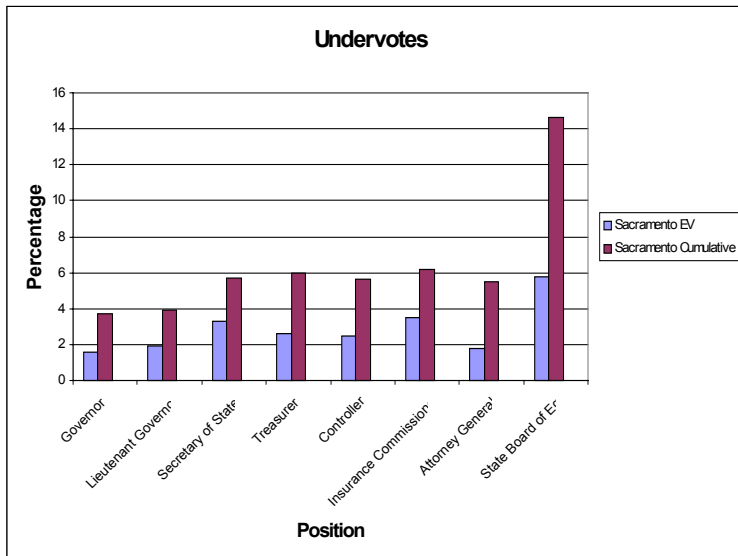
Voters on wheel-chair uses the curb-side unit on their lap or table to vote independently and privately during the Sacramento Early Voting



2002 SACRAMENTO EARLY ELECTIONS WERE LOCATED IN MALLS, COUNTY AND STATE OFFICES

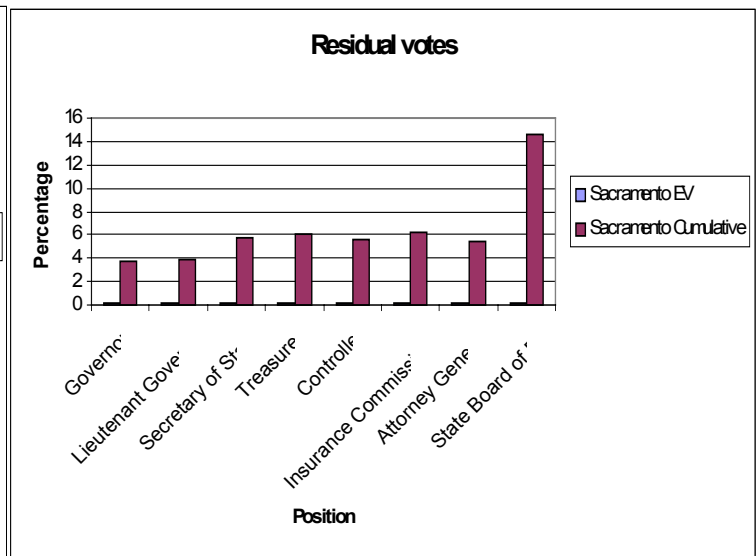
ATTACHMENT

COMPARISON OF UNDER-VOTES AND RESIDUAL VOTES OF THE VOTE-TRAKKER™ SYSTEM AND OTHER DRE SYSTEMS USED IN SEVERAL CALIFORNIA COUNTIES FOR THE 2002 GENERAL ELECTION



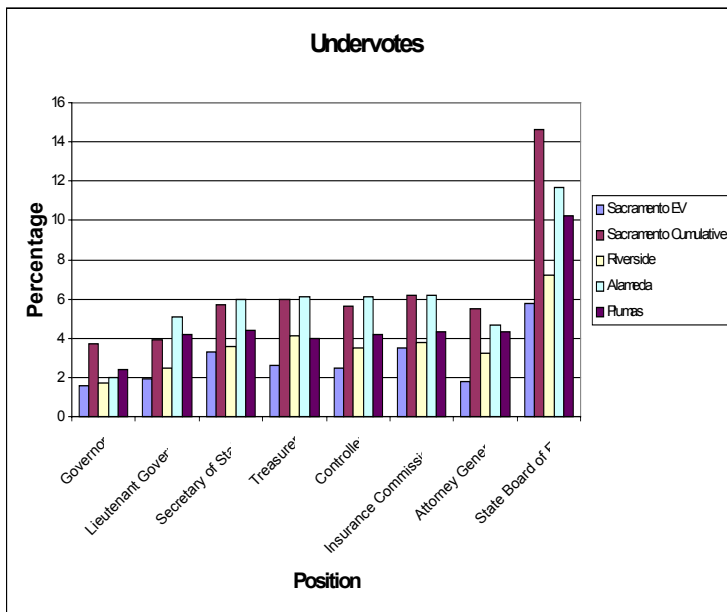
A: UNDER-VOTES COMPARISON BETWEEN VOTE-TRAKKER™ DRE TOUCH-SCREEN SYSTEM AND PUNCH-CARD SYSTEM USED FOR 2002 GENERAL ELECTION IN CALIFORNIA

(An under-vote is cast when a voter does not make a choice on the specific contest)

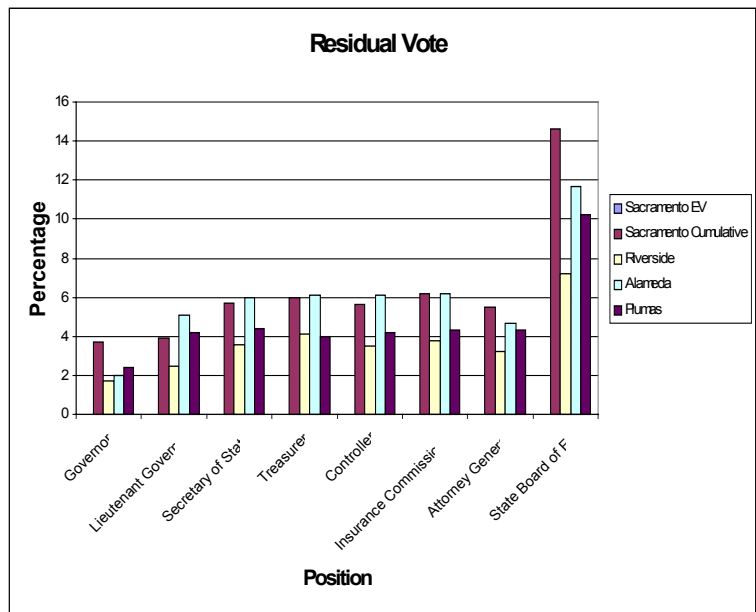


B: RESIDUAL VOTES COMPARISON BETWEEN VOTE-TRAKKER™ DRE TOUCH-SCREEN SYSTEM AND PUNCH-CARD SYSTEM USED FOR 2002 GENERAL ELECTION IN CALIFORNIA

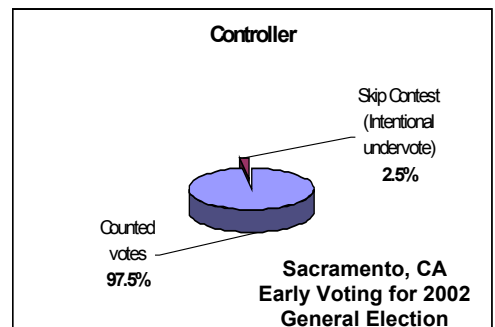
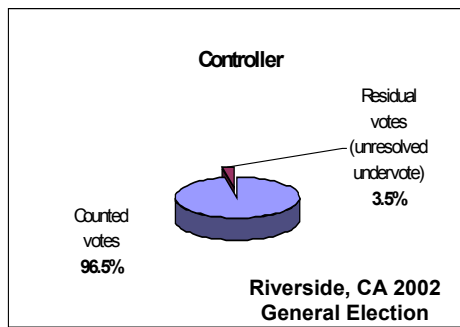
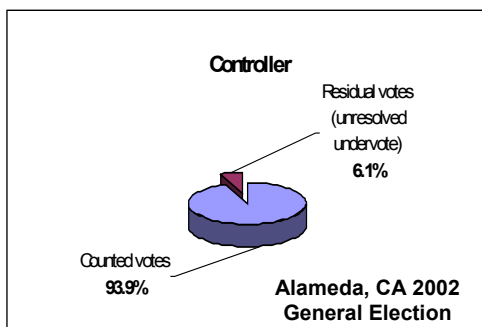
(A residual vote is an under-vote where the intent of the voter cannot be resolved)



C: UNDER-VOTES COMPARISON BETWEEN VARIOUS DRE TOUCH-SCREEN SYSTEMS USED FOR 2002 GENERAL ELECTION IN CALIFORNIA



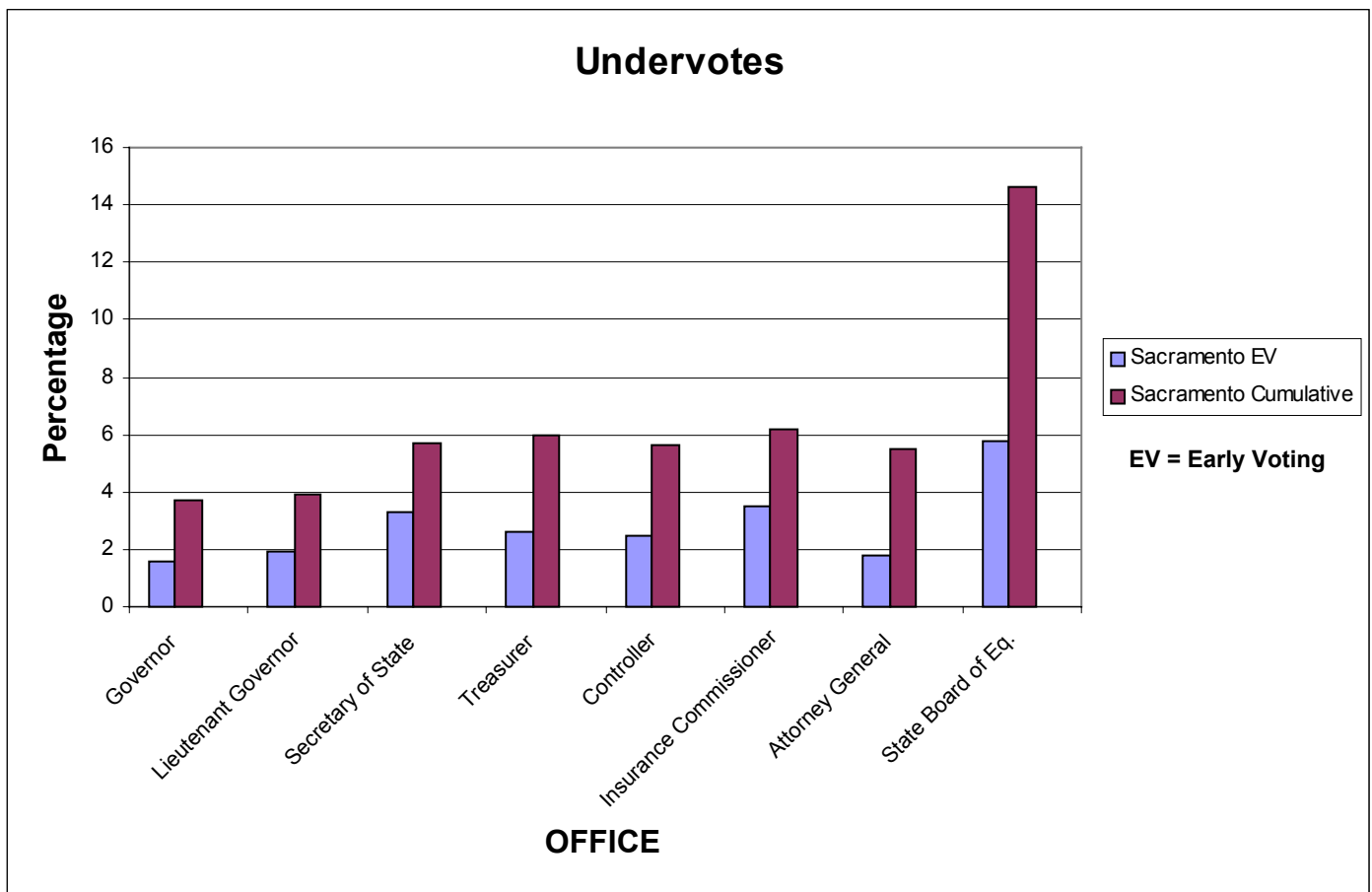
D: RESIDUAL VOTES COMPARISON BETWEEN VARIOUS DRE TOUCH-SCREEN SYSTEMS USED FOR 2002 GENERAL ELECTION IN CALIFORNIA



Footnote #1: These cumulative general election data include approximately 10% voters that may make paper based absentee voting under-votes that tends to be in the range of 5-6%. That is it will not affect that of the Alameda County data but may slightly "inflate" the Riverside County data by 0.25%.

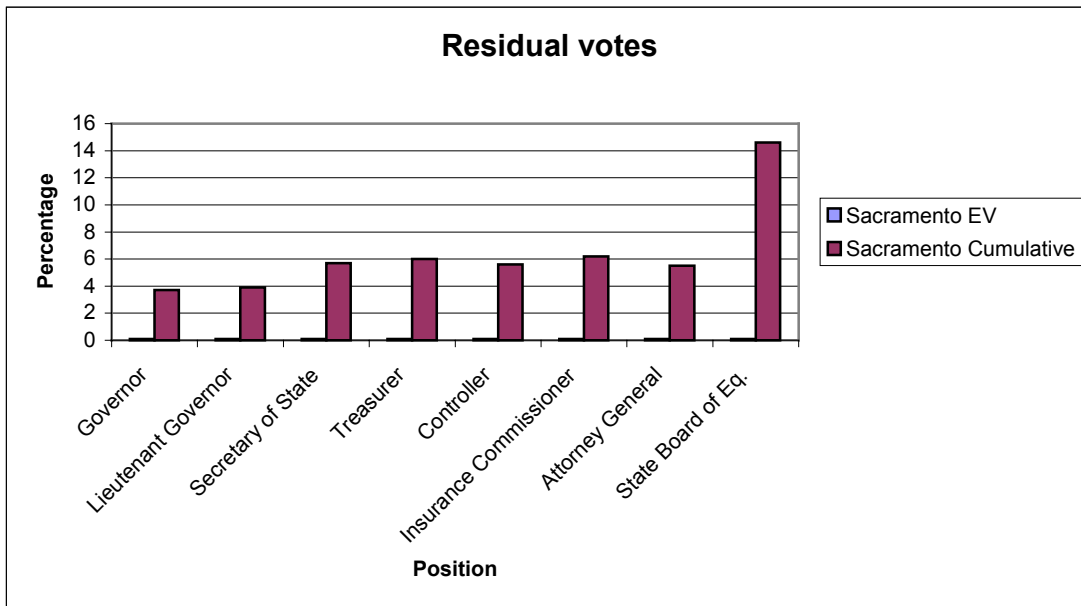
A: UNDER-VOTES COMPARISON BETWEEN VOTE-TRAKKER™ DRE TOUCH-SCREEN SYSTEM AND PUNCH-CARD SYSTEM USED FOR 2002 GENERAL ELECTION IN CALIFORNIA

(An under-vote is cast when a voter does not make a choice for a specific contest)



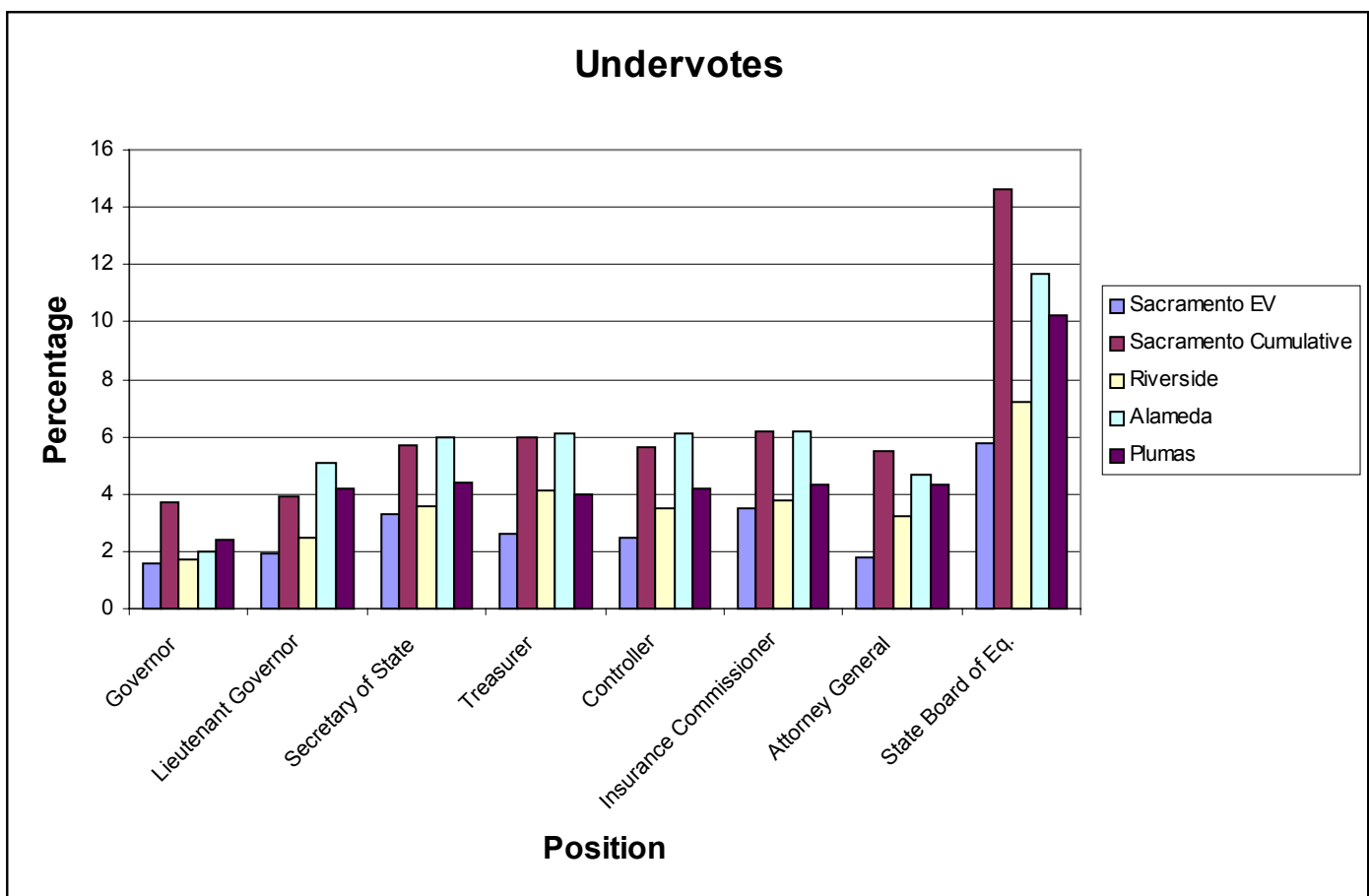
B: RESIDUAL VOTES COMPARISON BETWEEN VOTE-TRAKKER™ DRE TOUCH-SCREEN SYSTEM AND PUNCH-CARD SYSTEM USED FOR 2002 GENERAL ELECTION IN CALIFORNIA

(A residual vote is an under-vote where the intent of the voter cannot be resolved)



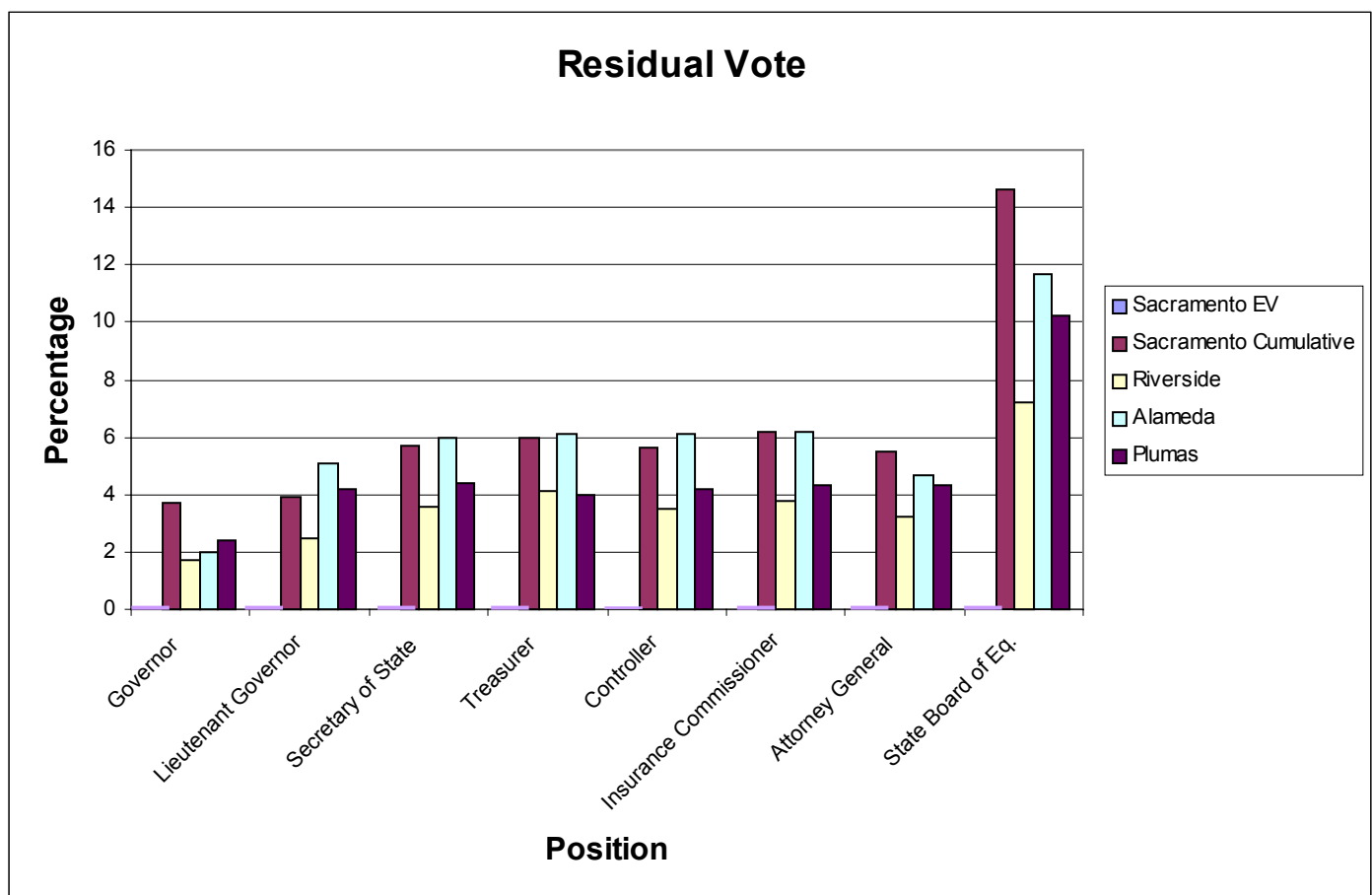
C: UNDER-VOTES COMPARISON BETWEEN VARIOUS DRE TOUCH-SCREEN SYSTEMS USED FOR 2002 GENERAL ELECTION IN CALIFORNIA

(An under-vote is cast when a voter does not make a choice for a specific contest)



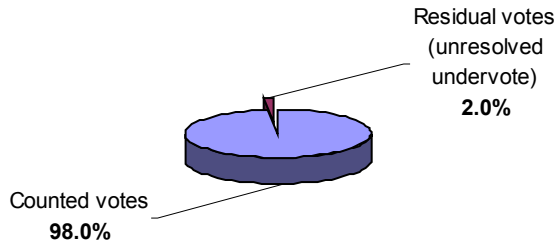
D: RESIDUAL VOTES COMPARISON BETWEEN VARIOUS DRE TOUCH-SCREEN SYSTEMS USED FOR 2002 GENERAL ELECTION IN CALIFORNIA

(A residual vote is an under-vote where the intent of the voter cannot be resolved)

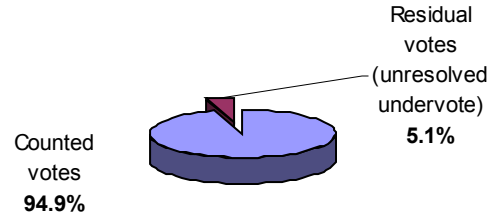


Alameda County, CA (315,841 votes): November 5, 2002 General Election

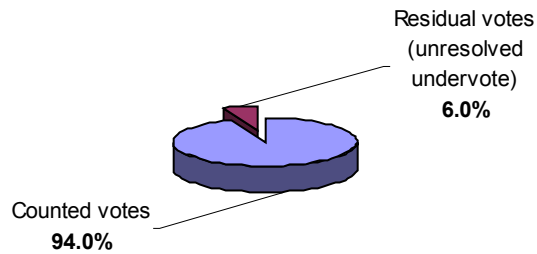
Governor




Lieutenant Governor



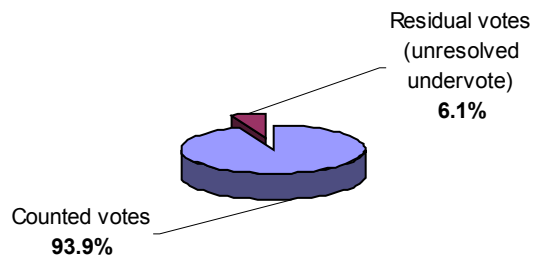
Secretary of State



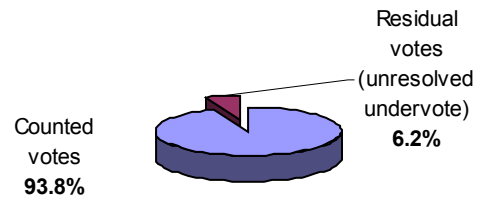
Treasurer



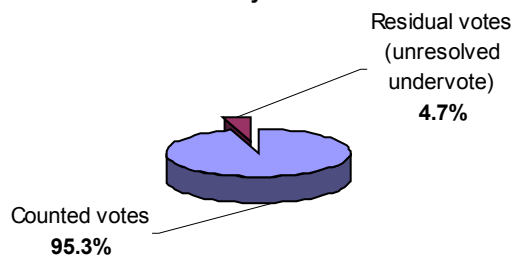
Controller



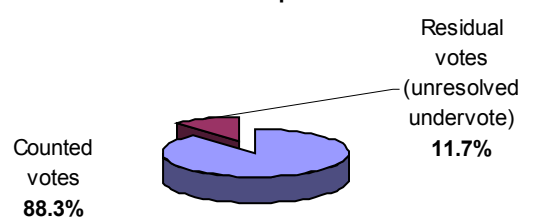
Insurance Commissioner



Attorney General

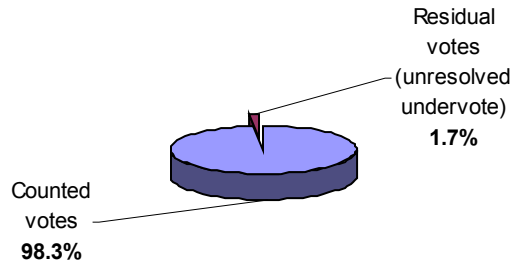


State Board of Eq. 1st District

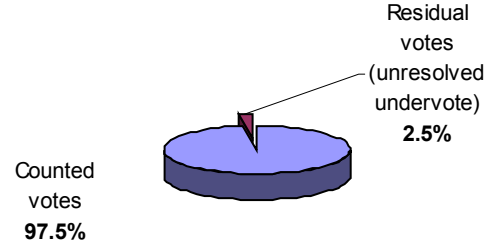


Riverside County, CA (305,314 votes): November 5, 2002 General Election


Governor




Lieutenant Governor



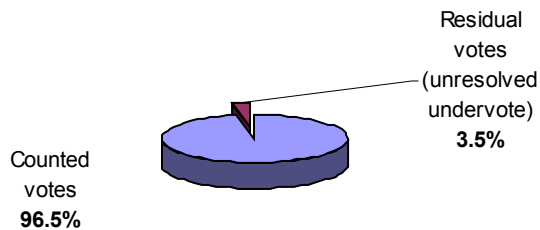
Secretary of State



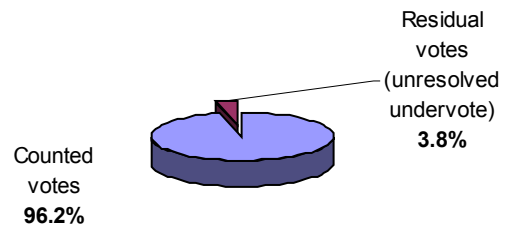
Treasurer



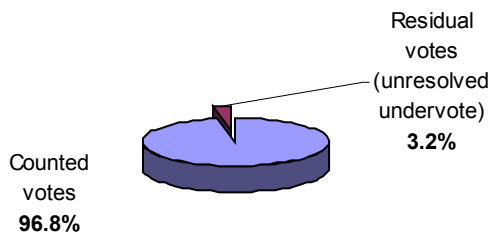
Controller



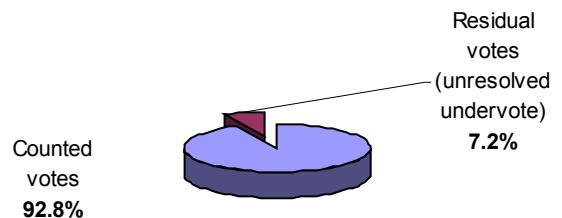
Insurance Commissioner



Attorney General

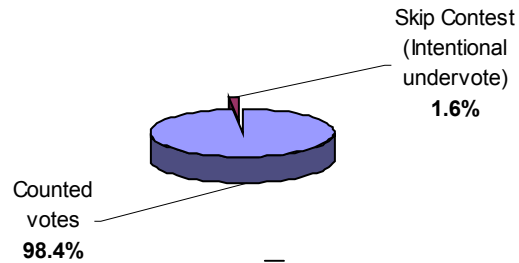


State Board of Eq. 3rd District

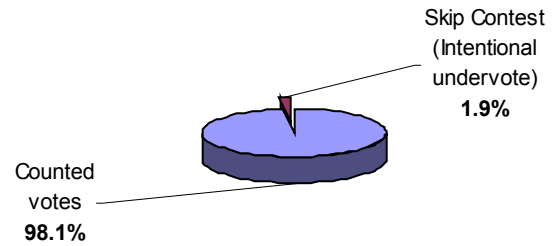


Sacramento County Early Voting (1,612 votes): November, 2002 General Election

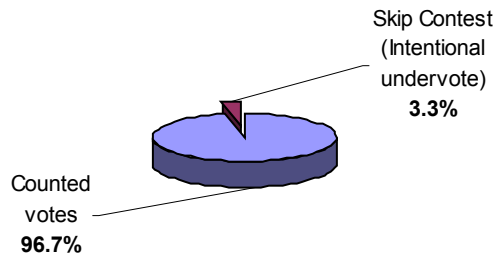
Governor



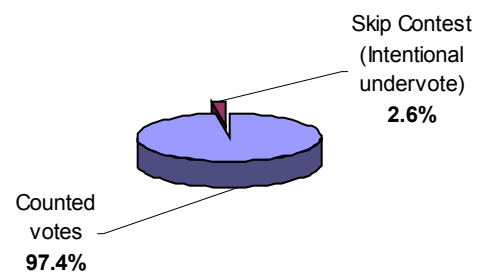
Lieutenant Governor



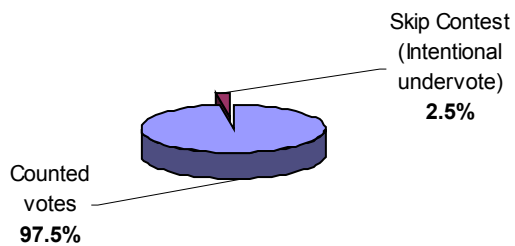
Secretary of State



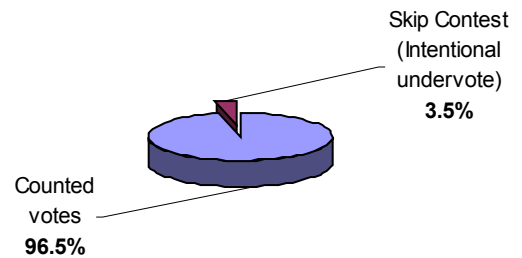
Treasurer



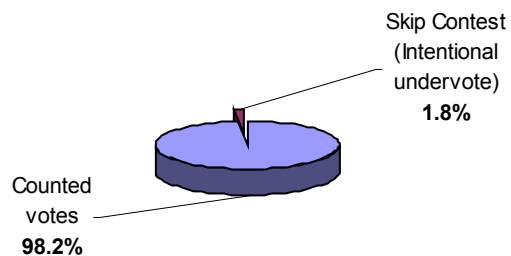
Controller



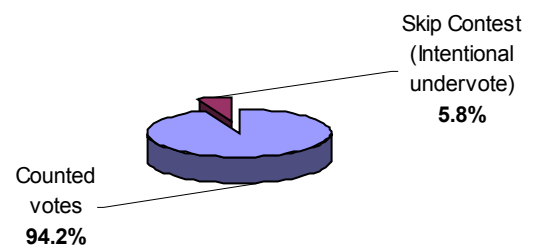
Insurance Commissioner



Attorney General

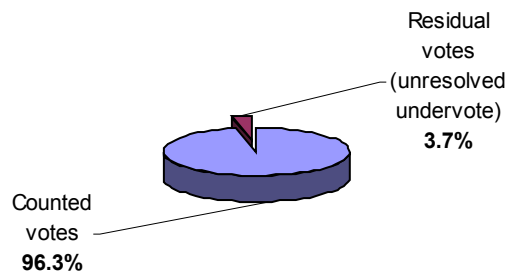


State Board of Eq. 2nd District

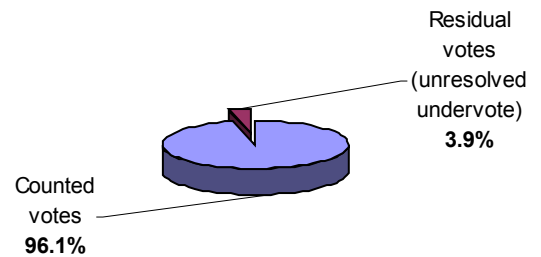


Sacramento County Cumulative (275,487 votes): November, 2002 General Election

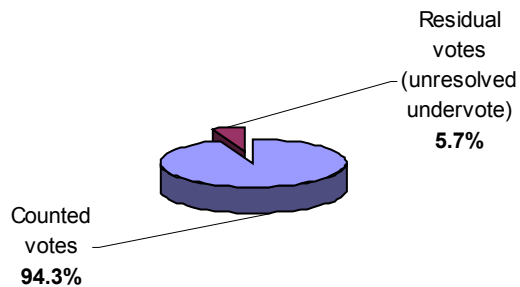
Governor



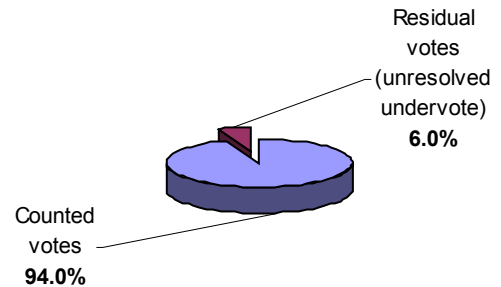
Lieutenant Governor



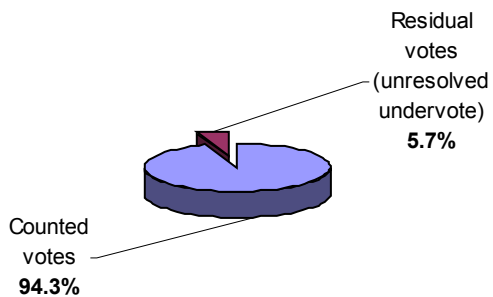
Secretary of State



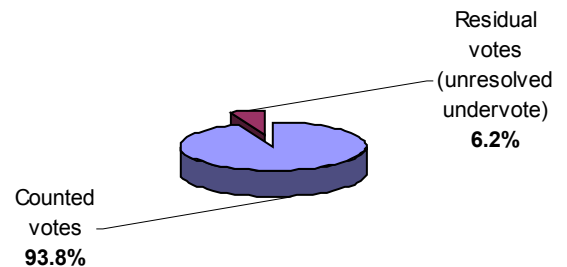
Treasurer



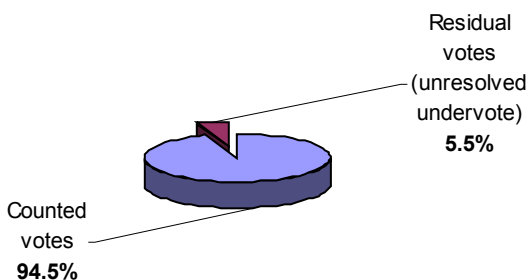
Controller



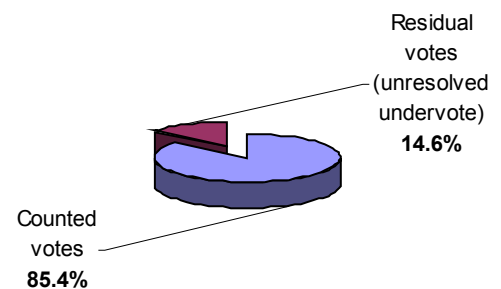
Insurance Commissioner



Attorney General



State Board of Eq. 2nd District



VOTE-TRAKKER™ EVC308 & EVC328

HARDWARE

- ◆ Real-time ballot record printer separated from voting module and housed in its own case.
- ◆ Printer module can be eliminated without compromising voting module integrity.
- ◆ If counties or jurisdictions so choose, the printer and voting module can be attached to each other as a unitized unit.



EVC 308

All components are the same and incorporated into the EVC328 into a modular design.



EVC 328



- The EVC 328 can be used without the real-time ballot record printer if so chosen by the jurisdiction.
- A small thermal printer is an option and located inside the unit to print tallies and zero reports.

SOFTWARE

The same software runs on EVC308 and EVC328.